



ESP EDUCATION FOR THE SONOGRAPHIC PROFESSIONAL ULTRASOUND™



SEMINAR SCHEDULE

2024 Registry Review

WELCOME

TO ESP ULTRASOUND

As a professional sonographer, we know you want to advance and make the most of your sonography career. To do that, you must pass your exams and obtain your credentials which requires you to digest an immense amount of content. This task is enough to overwhelm the best sonographer! At ESP, we believe no one should have to navigate this enormous amount of information alone.

We understand the pressure you are facing. Each of us faced the challenging exams. As subject matter experts in our chosen specialties, we have dedicated ourselves to creating a simpler way to prepare for the test. We break down the exam outline into an easily understood format focusing on the needed content. With 30+ years of creating successful learners, **we can help you prepare to pass your exam and achieve your certification!**

We also know your medical career requires maintaining your credentials with continuing education. We have you covered for that too! **ESP review courses offer up to 24 CMEs in a weekend!**

It's easy to get help.

Step 1: Choose your course and register. We offer multiple classes every month.

Step 2: Attend and practice. Your registration comes with everything you need to prepare for your exam successfully.

Step 3: Tackle your exam with confidence. Look forward to taking the exam with an "in it to win it" attitude.

You don't have to be alone and anxious preparing for your certification. We are here to help. We want you to get a good night's rest before waking up to conquer the exam!


Your fellow sonographer,

Jean M. White-Melendez
RVT, RPHS, FSVU
Program Director



Table of CONTENTS

- 03 Overview
- 04 2024 Seminar Schedule
- 05 Faculty & Courses
- 09 Course Details
- 11 Continuing Medical Education Credits
- 12 The Details
- 13 Educational Products



Meet **Samantha Stecklein**

“ Before taking the course, I felt nervous because it was my first time doing an ESP course. Afterwards, I felt confident. I learned so much, the teacher was great at answering questions and explaining things simply. DO IT! You will not regret taking it. After 8 years of being a sonographer, I finally did it and I wish I had done it sooner. ”



OVERVIEW

Who Should Attend?

SONOGRAPHERS: ESP's courses serve sonographers, echocardiographers, technologists, and mammographers preparing for ultrasound boards exams. Our seminars provide continuing education credits for exam prerequisites and currently credentialed professionals. They are also directed towards those sonographers wishing to enhance their understanding of the theory and practice of diagnostic ultrasound.

PHYSICIANS & PRACTITIONERS: Professionals practicing radiology, surgery, cardiology, phlebology, emergency medicine, OB/GYN, orthopedists, chiropractic medicine, sports medicine, physical medicine and rehabilitation, rheumatology, athletic training, podiatry and more will benefit from our courses.

Objectives:

This multi-track program is designed to improve performance and interpretation of diagnostic ultrasound and Doppler exams. Upon completion of this program, participants will be able to:

- **Use** ultrasound physics principles to optimize exam quality
- **Identify** normal anatomy and pathology from ultrasound examinations
- **Understand** the current diagnostic roles of the various ultrasound and Doppler modalities
- **Prepare** for ultrasound credentials and laboratory accreditation

2024 SEMINAR SCHEDULE

SEE PAGE 9 FOR COURSE DETAILS



JANUARY 26-28

JULY 13-14

FEBRUARY 17-18

AUGUST 16-18

MARCH 22-24

SEPTEMBER 21-22

APRIL 13-14

OCTOBER 18-20

MAY 18-19

NOVEMBER 15-17

JUNE 21-23

DECEMBER 14-15



Meet **Robert Sheldon**

“Before, [taking the course] I was definitely overwhelmed, as the registry exam has a LOT of material on it. But the seminar was very good at explaining all of the concepts you need to know for the test, and the book provided was the only one I needed in order to pass the exam. I liked how interactive it was. I even emailed one of the instructors after the course, and he responded to me not even 48 hours later. The instructors truly do care about helping you succeed.”

FACULTY & COURSES

Our faculty is here for you.

We understand the pressure you're under trying to learn and retain a huge amount of content in order to pass an exam. But we can help you. Our faculty have mastered the art and science of ultrasound and know how to break down the content in a way that makes it easier for you to learn, retain and excel in preparing for registry exams.

Bottom line ... where other registry instructors teach you everything they know; ESP instructors teach you everything you need to know.

We believe sonography is a wonderful career path. It's a pathway that allows you to be a part of someone's healing and that is an honorable career to spend your time in.

FOUNDATIONAL COURSE

Ultrasound Physics & SPI

Mastering the concepts of ultrasound physics is the foundation to this field. Taking this foundational course satisfies all prerequisites to challenge the ARDMS SPI Physics exam. This course is especially designed for ultrasound professionals with little or no formal physics background.

*If you are sitting for a CCI Non-Invasive Echo or Non-Invasive Vascular Exam, then you will need to take both the Ultrasound Physics course plus your specialty course to be prepared for the exam. You can register for this Physics course in the morning and register for a specialty class in the afternoon.

Richard A. Palma

BS, ACS, RDCS, RCS,
FSDMS, FASE



SPECIALTY COURSES

Abdominal Sonography



Steve Bernhardt

RDMC, RVT, RPhS

Adult Echocardiography



Alicia Armour

MA, ACS, RDCS,
FASE



David B. Adams

ACS, RCS, RDCS,
FASE

Breast Sonography



Joyce Grube

MS, RDMS

Fetal Echocardiography



Julia Drose

BA, RDMS, RDCS,
RVT, FAIUM, FSDMS

Musculoskeletal Sonography

**Brian Tollefson**

MD, FACEP, RMSK, RDMS,
CAQ Sports Medicine

Obstetrics & Gynecology Sonography

**Cyndi
Peterson**

MPH, RT, RDMS,
RVT

**Michelle
Patterson**

BS, RDMS, RDCS

Pediatric Echocardiography & Congenital

**Christopher P. Marcella**

RDCS, FASE

Pediatric Sonography

**Lisa Shuler**

BS, RDMS, RVT

Vascular Technology

**William B.
Schroedter**

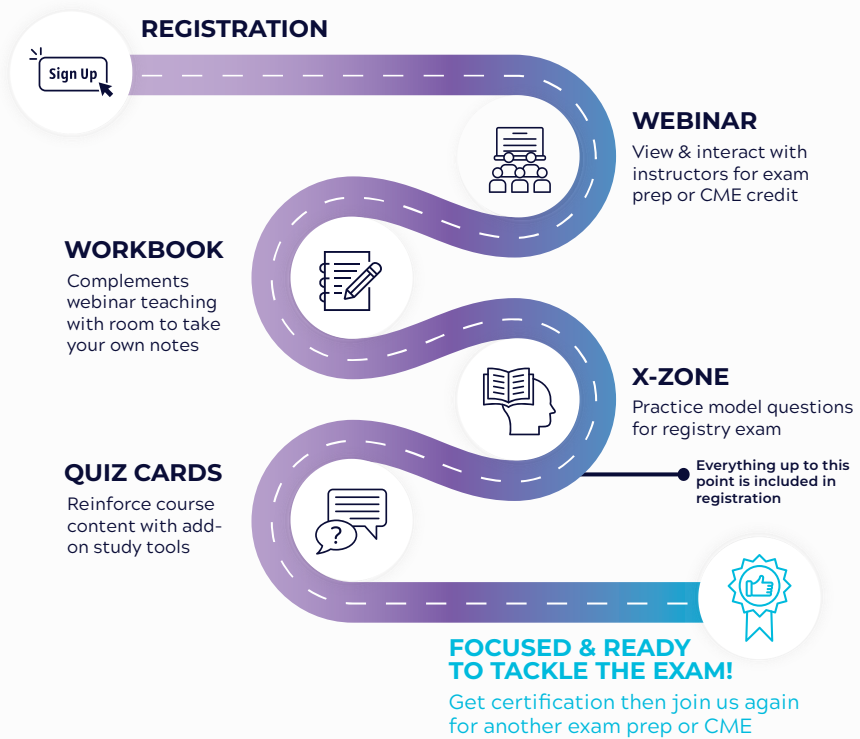
BS, RVT, RPhS,
FSVU

**Jean M.
White-Melendez**

RVT, RPhS, FSVU

ESP METHODOLOGY

Helping sonographers in their career journey



Take a deep dive with one of our textbooks.



NEW in 2024: The Art of Vascular Ultrasound

Get ready for the future of vascular ultrasound education with the release of a groundbreaking book - The Art of Vascular Ultrasound. Written by industry experts William B. Schroedter and Jean M. White-Melendez, this book will take you on an unparalleled journey through the world of vascular technology. This book combines theory and practice, research, and real-world applications, offering exceptional insights into vascular sonography. Available in 2024, this masterpiece is an absolute must-have for anyone involved in vascular ultrasound education, whether in the classroom, lab, or ultrasound department.

Understanding Ultrasound Physics

Master ultrasound physics with the timeless wisdom of Understanding Ultrasound Physics textbook by Dr. Sidney K. Edelman, Ph.D. This book simplifies complex concepts with clear language and illustrations, providing you with a strong foundation in ultrasound physics.



COURSE DETAILS

Each AM course requires participation in all 3 days from 8 am - 12 pm CT
 Each PM course requires participation in all 3 days from 1 pm - 5 pm CT
 Two day courses require participation in 2 full days from 8 am - 3 pm CT

*All class times presented in Central Time

COURSE	JAN 26-28 3 day	FEB 17-18 2 day	MARCH 22-24 3 day	APRIL 13-14 2 day	MAY 18-19 2 day	JUNE 21-23 3 day	JULY 13-14 2 day	AUG 16-18 3 day	SEPT 21-22 2 day	OCT 18-20 3 day	NOV 15-17 3 day	DEC 14-15 2 day	COST
Ultrasound Physics - SPI	AM	Full Day	AM	Full Day	Full Day	AM	Full Day	AM	Full Day	AM	AM	Full Day	\$325
Fetal Echocardiography		Full Day		Full Day		AM			Full Day				\$375
Musculoskeletal Sonography			AM			AM		AM		AM			\$450
Pediatric Echocardiography	AM		AM	Full Day		AM				AM			\$375
Pediatric Sonography		Full Day	AM				Full Day	AM	Full Day				\$375



REGISTER TODAY!

SCAN ME

COURSE	JAN 26-28 3 day	FEB 17-18 2 day	MARCH 22-24 3 day	APRIL 13-14 2 day	MAY 18-19 2 day	JUNE 21-23 3 day	JULY 13-14 2 day	AUG 16-18 3 day	SEPT 21-22 2 day	OCT 18-20 3 day	NOV 15-17 3 day	DEC 14-15 2 day	COST
Abdominal Sonography	PM	Full Day	PM	Full Day	Full Day	PM	Full Day	PM	Full Day	PM	PM	Full Day	\$325
Breast Sonography	PM			Full Day		PM			Full Day		PM	Full Day	\$375
Adult Echocardiography	PM	Full Day	PM	Full Day	Full Day	PM	Full Day	PM	Full Day	PM	PM	Full Day	\$325
OB/GYN Sonography	PM	Full Day	PM	Full Day	Full Day	PM	Full Day	PM	Full Day	PM	PM	Full Day	\$325
Vascular Technology	PM	Full Day	PM	Full Day	Full Day	PM	Full Day	PM	Full Day	PM	PM	Full Day	\$325

PRICING DETAILS:

- Bundle and save! \$50 discount per course when doing both an AM and PM course in a 3 day session.
- \$100 additional cost per course for Physicians, unless participating in both AM and PM classes in one 3 day session.
- Participants may only sign up for one course in a 2 day session.



**REGISTER
TODAY!**



CONTINUING MEDICAL EDUCATIONAL CREDITS

Each ESP Ultrasound course awards 12 SDMS CME credits. To receive CME credits, you must attend the webinar in its entirety. No partial credit will be awarded. These hours are accepted by ARDMS, CCI, and the ARRT as Category A credit. If you attend both morning and afternoon courses, you can earn up to 24 hours of credit. Please note that most certification organizations do not apply credit for repeated SDMS CME activities during the same certification period.

FOR PHYSICIANS - AMA PRA CATEGORY 1 CREDIT(S)TM



This activity has been planned and implemented in accordance with the accreditation requirements and policies of the Accreditation Council for Continuing Medical Education (ACCME) through the joint providership of Penn State College of Medicine and ESP Ultrasound, Penn State College of Medicine is accredited by the ACCME to provide continuing medical education for physicians.

Penn State College of Medicine designates these live activities for AMA PRA Category 1 Credit(s)TM. Physicians should claim only the credit commensurate with:

Physics and Specialty Weekend - approved for a maximum of 24 AMA PRA Category 1 Credit(s)TM

It is our policy to ensure balance, independence, objectivity, and scientific rigor in all our educational activities. Everyone in control of the content has disclosed any financial relationships with ineligible companies and Penn State has a process in place to mitigate any relevant financial relationships. Complete disclosure information will be provided to learners at the beginning of the activity.

The information presented at this CME program represents the views and opinions of the individual presenters, and does not constitute the opinion or endorsement of, or promotion by, Penn State College of Medicine. Each participant must use his/her personal and professional judgment when considering further application of this information, particularly as it may relate to patient diagnostic or treatment decisions including, without limitation, FDA approved uses and any off-label uses.



Meet Leah Freedman

“Before taking the Abdomen exam, I had reviewed the material but did not feel confident in a lot of the different topics. Then I took the course. It was amazing. The teacher was excellent at explaining the content. I really felt like I understood it better. He took questions and was able to clarify a lot that I was still unclear about. I learned a lot from the picture quiz he gave us at the end of class. That helped a ton. It was very visual, and I am a very visual learner. Anyone sitting for an exam should totally take an ESP course. It is sooo, so helpful. Also, I took the OB/Gyn course after, and I passed it too!”

THE DETAILS

When to Register

As soon as you choose your course! Registration closes approximately two weeks before each month's seminar weekend. Get your weekend seminar on your calendar and be ready to dedicate the time you need to properly prepare. Registrations after the cutoff deadline will incur late fees plus overnight shipping fees (to ensure timely delivery of your workbook).

Attending More Than One Seminar in 2024?

Get a **\$50 discount** when you register for a second seminar within the same calendar year! Email info@esp-inc.com before you register for your second seminar, and we will send you a special coupon code to apply at checkout.

Cancellation & Refund Policy

We get it. Life happens. If you need to reschedule, these are our guidelines to help you do that and avoid unnecessary charges.

1) **You can transfer to another course within the same calendar year at no cost.** Simply email info@esp-inc.com and we will take care of you.

2) **Guidelines for canceling a registration:**

- Email info@esp-inc.com with your request to cancel.
- If the following conditions are met, you will be eligible for a refund less a \$50 administrative fee:
 - a. You have not activated and/or used your online subscription to X-ZONE.
 - b. We have not shipped your workbook to you.

3) **Refunds are NOT eligible if the following conditions are true:**

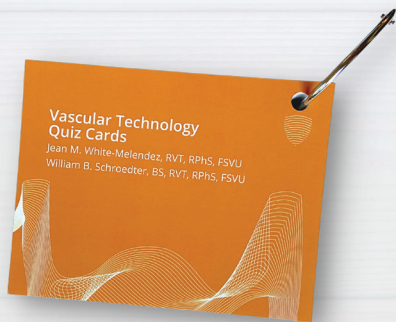
Cancellation request is sent after:

- a. Your workbook has been shipped
- b. You have activated and/or used your X-ZONE subscription.
- c. You did not attend the seminar.

Course Materials

Every registration comes with a valuable workbook and a 6-week subscription to registry review practice questions (X-ZONE). The workbook will be mailed to the address given during the registration process.

The course materials are protected by copyright laws. No part may be reproduced in any manner or by any means without permission in writing from ESP Ultrasound. Any unauthorized reproduction, copying or public presentation of this material will constitute an infringement of copyright. We have made extensive investment in these materials and will be ready to protect ourselves in the event these materials are mishandled.



EDUCATIONAL PRODUCTS

Our customers find great success with these study tools



UNDERSTANDING
ULTRASOUND PHYSICS,
4TH EDITION \$129



ULTRASOUND PHYSICS
QUIZ CARDS \$59



ABDOMINAL
SONOGRAPHY QUIZ
CARDS \$59



ADULT ECHO QUIZ
CARDS \$59



ADULT ECHO TEST &
LEARN DIGITAL VIDEO
CASE STUDIES \$159
Special for Adult Echo
seminar attendees: \$89




BREAST SONOGRAPHY
QUIZ CARDS \$59



**FETAL
ECHOCARDIOGRAPHY
QUIZ CARDS**

\$59




**MUSCULOSKELETAL
SONOGRAPHY QUIZ
CARDS**

\$59



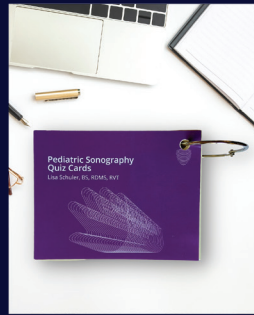
**OBSTETRICS &
GYNECOLOGY QUIZ
CARDS**

\$59



**PEDIATRIC ECHO &
CONGENITAL CARDIAC
SONOGRAPHY QUIZ
CARDS**

\$59



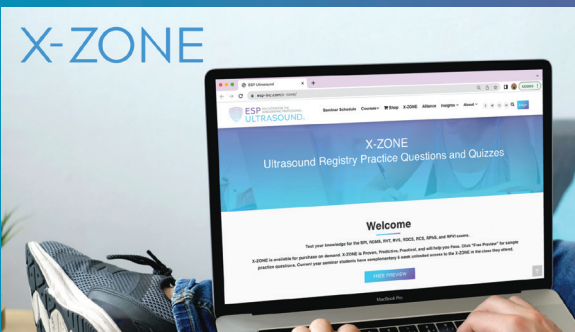
**PEDIATRIC
SONOGRAPHY QUIZ
CARDS**

\$59



**VASCULAR
TECHNOLOGY QUIZ
CARDS**

\$59



Seminar students get six weeks of unlimited access to registry review practice questions (X-ZONE) with their seminar registrations. Others may purchase a subscription on our website at www.esp-inc.com.

Try before you buy! Log on to preview free practice questions.

**Shop
Now!**



SCAN ME






P.O. Box 7439
Woodlands, Texas 77387-7439
Ph: (281) 292-9400



PennState
College of Medicine

Offering AMA PRA Category 1 Credit(s)[™],
This product or service is not affiliated with
or endorsed by the ARDMS or CCI



**IT'S TOUGH TO
PREPARE FOR
REGISTRY EXAMS.
ELIMINATE THE
STRESS. PREPARE
WITH ESP.**

**REGISTER
TODAY**
ESP-INC.COM



SCAN ME